



lumini Solucoes em Iluminacao LTDA
www.lumini.com.br
Email: laboratorio@lumini.com.br
Tel: +55 11 3437-5555 Fax: +55 11 3437-5555
Address: Rua Ferreira Viana, 716 - Socorro - São Paulo/SP

lumini

LumCAT:

Luminaire: kube w1

LampCAT: modulo 5W 2700K irc 90

Ballast type:

Report No:

Voltage(V): 127.1000

Test No:

Current(A): 0.0390

Number of Lamps: 0

Power (W): 4.6200

Lamp flux(lm): 290.0

PF: 0.9370

Length(mm): 120

Width(mm): 120

Phm Type: C

Height(mm): 0

Photometric Results

Lumens(lm): 157.69, Efficiency(%): 0.00% , Luminous Efficacy(lm/W): 34.13

Central intensity(cd): 93.522, Maximum intensity(cd): 93.522

Angle of maximum intensity: $C=0.0$ $\gamma=0.0$

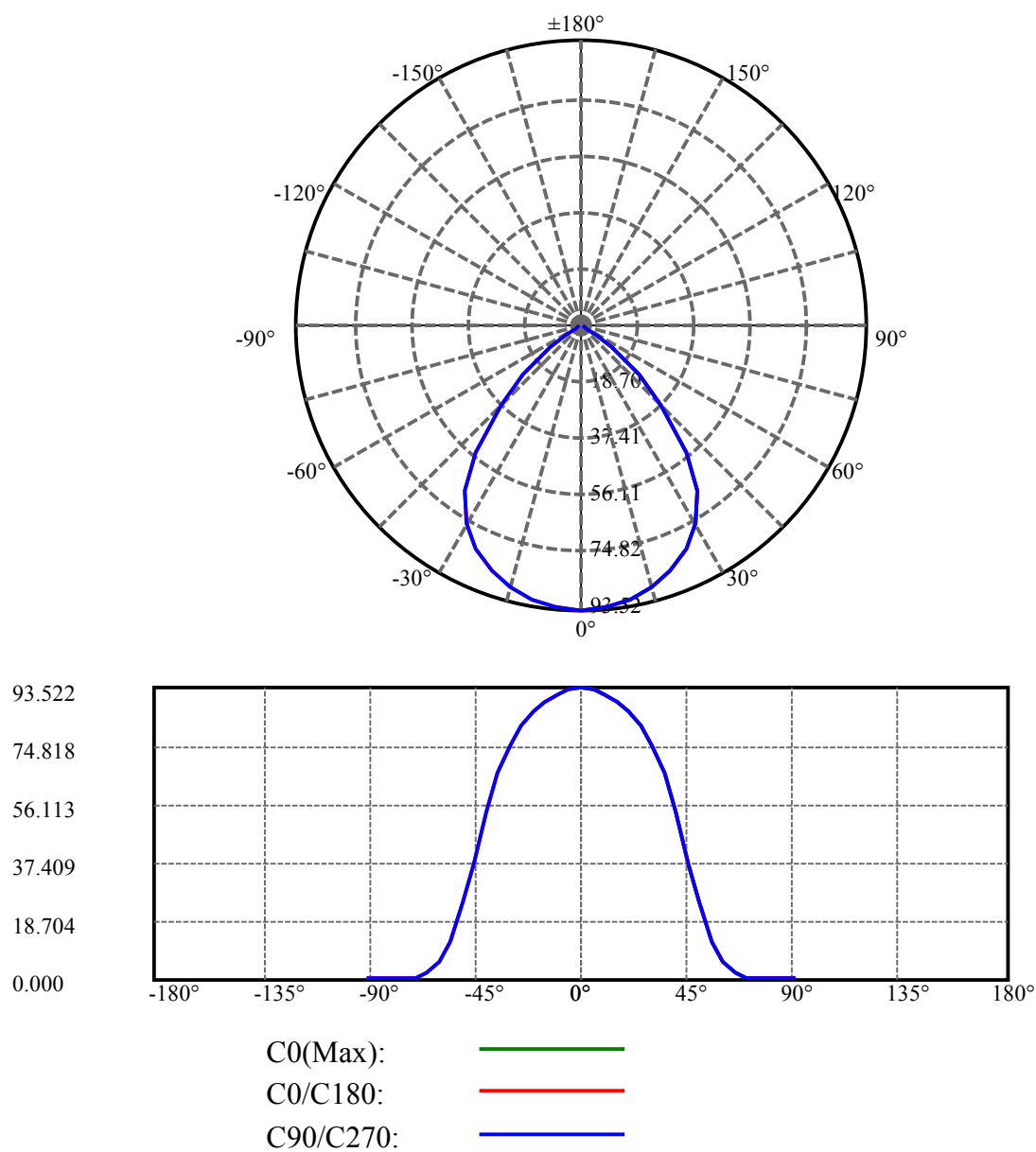
Beam angle of C0 plane : 84.37

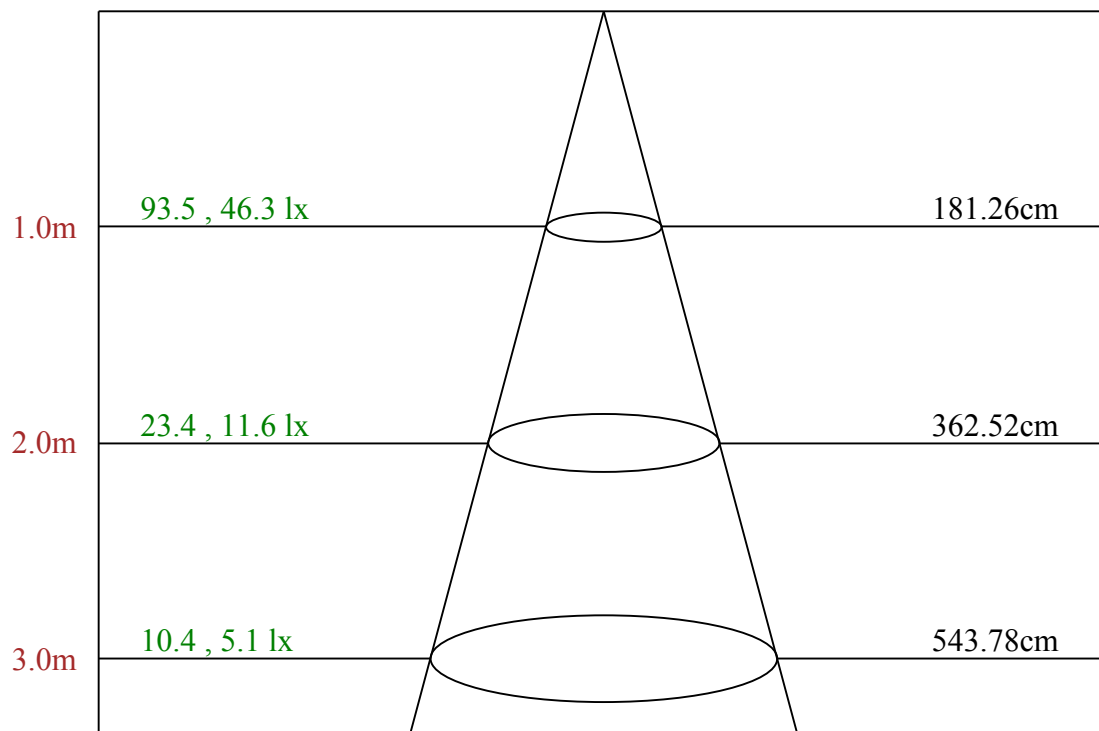
Average BeamAngle(IEC 61341): 84.37

Equipment: equipamento lumini
Temperature(°C): 25.0

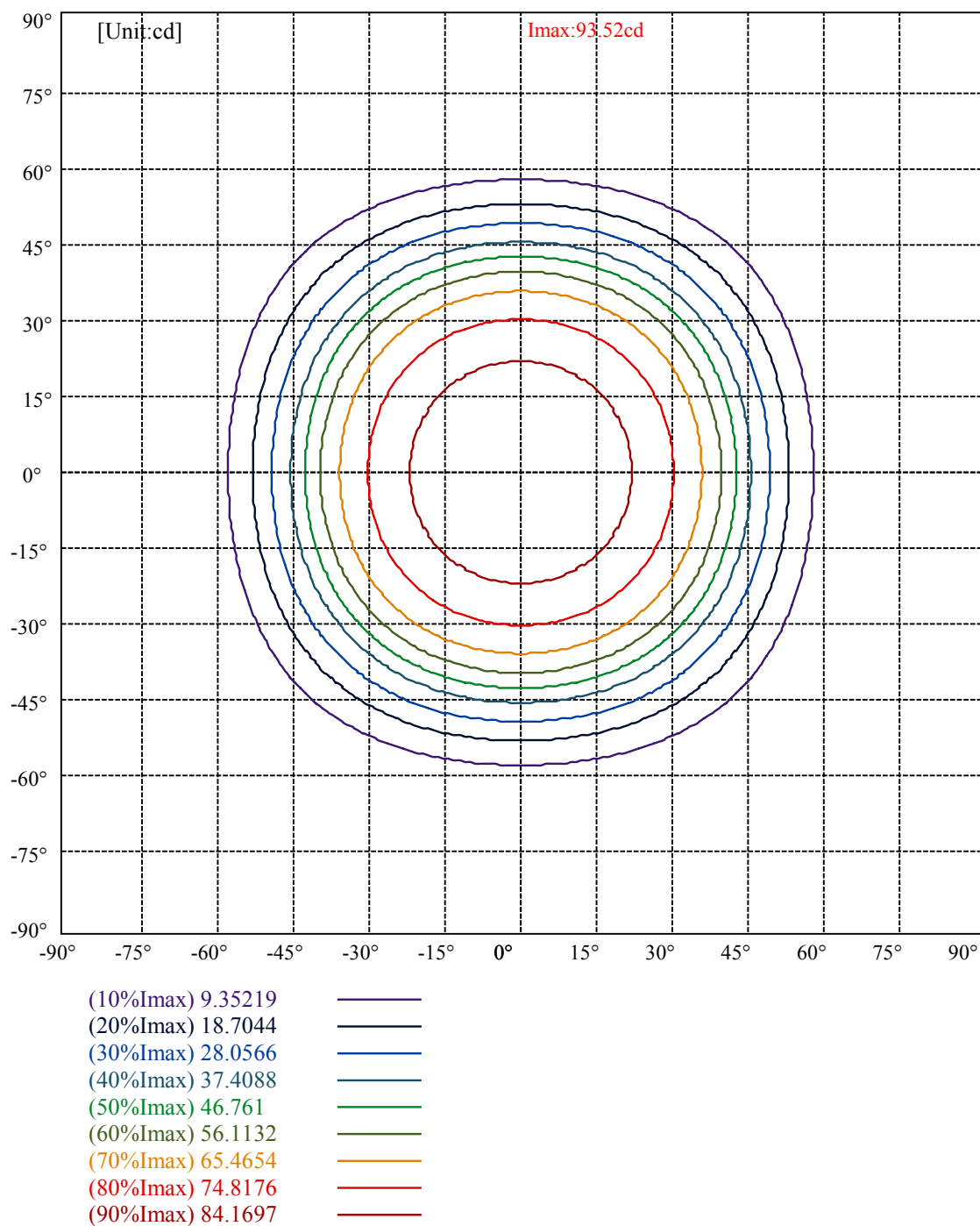
Date: 3/28/2023
Humidity(%): 55.0%

Operator: 01
Distance(m): 6.90





Max , Ave Beam angle of C0 plane 84.37



lumini

Luminance Limiting Curve(no luminous side)

Appendix Page: 5 Total:6

Luminance Table

γ	45	50	55	60	65	70	75	80	85
C0	3661	2681	1496	781	359	176	171	231	378
C45	3661	2681	1496	781	359	176	171	231	378
C90	3661	2681	1496	781	359	176	171	231	378

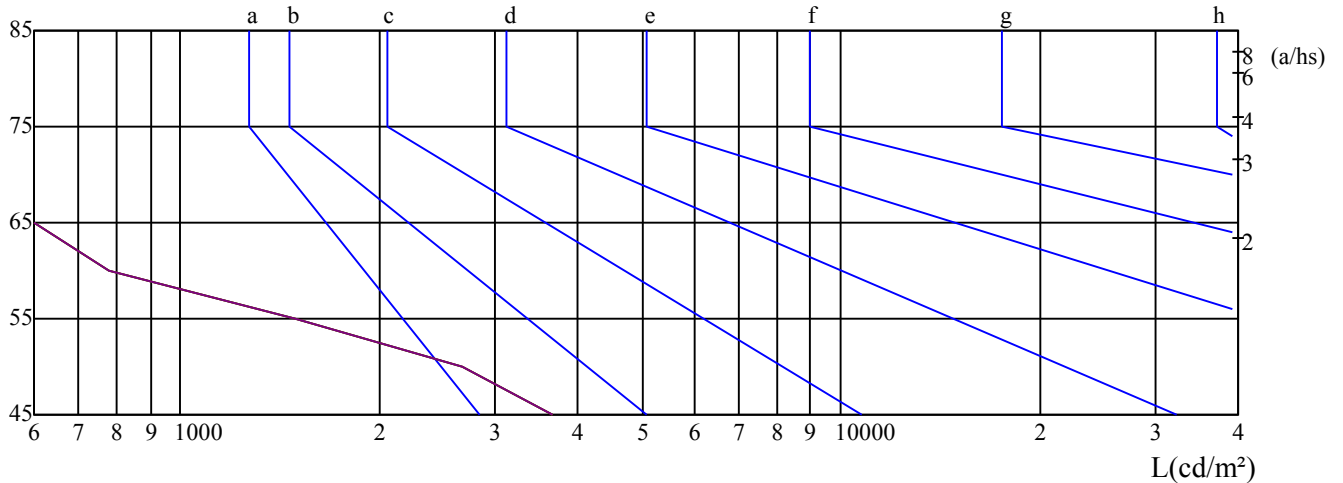
L(Hor)(65)	L(Ver)(65)	L45(65)	L(Hor)(75)	L(Ver)(75)	L45(75)	L(Hor)(85)	L(Ver)(85)	L45(85)
359	359	359	171	171	171	378	378	378

Glare Table

Glare	Quality	Service Values Illuminance(lx)							
1.15	A	2000	1000	500	≤ 300				
1.5	B		2000	1000	500	≤ 300			
1.85	C			2000	1000	500	≤ 300		
2.2	D				2000	1000	500	≤ 300	
2.55	E					2000	1000	500	≤ 300
		a	b	c	d	e	f	g	h

Luminance Limiting Curve

$\gamma(^{\circ})$



C0 ———

C45 ———

C90 ———

Equipment: equipamento lumini
Temperature($^{\circ}$ C): 25.0

Date: 3/28/2023
Humidity(%): 55.0%

Operator: 01
Distance(m): 6.90

Illumination assessment according UGR											
Rf of Ceiling	70	70	50	50	30	70	70	50	50	30	
Rf of Wall	50	30	50	30	30	50	30	50	30	30	
Rf of Floor	20	20	20	20	20	20	20	20	20	20	
Room dimensions		Viewed crosswise					Viewed endwise				
X	Y										
2H	2H	14.35	15.62	14.71	15.93	16.24	11.31	12.58	11.67	12.89	13.21
	3H	14.23	15.35	14.61	15.69	16.03	11.16	12.29	11.55	12.62	12.97
	4H	14.16	15.20	14.56	15.55	15.92	11.09	12.13	11.49	12.49	12.85
	6H	14.11	15.07	14.52	15.44	15.84	11.05	12.00	11.46	12.37	12.77
	8H	14.06	14.97	14.47	15.35	15.76	11.00	11.91	11.41	12.29	12.70
	12H	14.02	14.89	14.44	15.28	15.69	10.96	11.83	11.38	12.22	12.63
4H	2H	14.12	15.16	14.52	15.52	15.88	11.27	12.31	11.67	12.66	13.03
	3H	13.98	14.84	14.40	15.23	15.65	11.10	11.96	11.52	12.35	12.76
	4H	13.95	14.70	14.39	15.12	15.56	11.07	11.81	11.51	12.23	12.68
	6H	13.87	14.52	14.33	14.97	15.42	10.99	11.64	11.45	12.09	12.54
	8H	13.84	14.45	14.32	14.90	15.37	10.96	11.58	11.44	12.03	12.50
	12H	13.83	14.40	14.32	14.85	15.36	10.97	11.53	11.45	11.98	12.49
8H	4H	13.79	14.40	14.27	14.85	15.32	10.91	11.52	11.39	11.98	12.45
	6H	13.69	14.20	14.19	14.67	15.18	10.83	11.34	11.33	11.81	12.32
	8H	13.72	14.16	14.24	14.68	15.17	10.86	11.31	11.39	11.82	12.32
	12H	13.72	14.09	14.26	14.60	15.12	10.89	11.25	11.42	11.77	12.28
12H	4H	13.74	14.31	14.23	14.76	15.27	10.87	11.44	11.36	11.89	12.40
	6H	13.68	14.12	14.21	14.64	15.13	10.83	11.27	11.36	11.79	12.28
	8H	13.67	14.04	14.21	14.55	15.07	10.84	11.20	11.37	11.72	12.23
Variation with the observer position at spacings:											
S = 1.0H		1.2/-3.3					1.2/-3.3				
S = 1.5H		3.1/-7.7					3.1/-7.7				
S = 2.0H		5.2/-10.1					5.2/-10.1				
Standard tables:		BK0					BK0				
Uncorrected UGR		-4.5					-4.5				

依据CIE Publ. 117 计算 UGR, S/H = 0.25